


Adding Contractors to e360 Applications

#1 - In the application page scroll down to “Additional Contacts”

TESTING SERVER

 Home Projects Tasks Search Projects

Carrie Burgess Log Out

BUILDING PERMIT APPLICATION

10 E 4800 S COMMERCIAL (IBC); TENANT IMPROVEMENT

9/12/2024
Date Created

E24019
Permit Number

Submit Pending

Go to Current Step

Information Scope of Work Application Submittals

Contacts

Application for a Building Permit

Project Details

Enter the parcel number or address. The other field will be autopopulated once you make a selection. If you would like to specify a unit that is not part of the address, please use the Unit field.

Street Address

10 e 4800 s

Unverified

Parcel Number

Parcel Number

Unit

Unit number, such as suite or apartment, if not given in the au

Subdivision

Subdivision

Lot Number

Lot Number

Declared Valuation

\$ 25000

Detailed Description of Work

test

Additional Details

Total Square Footage

2500

Applicant Information

I am

Contractor

Applicant

Contractor

test test

(801) 270-2431

test

123456-5501

10 e 4800 s

murray, UT 84107

Verification Incomplete

Note: If you are an Owner-Builder, you may be required to include the following form in your electronic submittal: Owner Builder Certification and Agreement to Comply with the Construction Trades Licensing Act. The Owner Builder Certificate does not apply to any commercial projects, including, but not limited to, multi-family dwellings, condos, and townhouses.

Required Contacts

Owner

test

(230) 580-5555

123 fake st

murray, UT 84107

Additional Contacts

Add at: Applicant Add

Licensed Contractor Declaration

☒ I hereby affirm that all work will be performed by contractors licensed under the Construction Trades Licensing Act (56-55, UCA) whose licenses are in full force and effect.

☒ This application becomes void if permits are not issued within 180 days of approval. The permits expire 180 days after work authorized by the permit is suspended or abandoned. I hereby certify that I have read and examined this application and know the same to be true and correct. All provisions of laws and ordinances governing this type of work will be complied with whether specified herein or not. The granting of permit does not presume to give authority to violate or cancel the provisions of any other state or local law regulating construction or the performance of construction. I make this statement under penalty of perjury.

Office Use Only

Permit Number

E24019

Building Description

Buildings

Stories

Electrical Service Amps

Occupancy Group

Occupancy Load

Type of Construction

Type of Construction

Roof Snowload

Roof Snowload

Bathrooms

Bathrooms

Fire Sprinklers Are Required

☐ Yes ☐ No

Power Provider

Unset

Within SSOD

☐ Yes ☐ No

Certificate of Occupancy

Code

Code

Date Issued for Certificate of Occupancy

Certificate of Occupancy Approved By

Certificate of Occupancy Approved By

Fire Sprinklers Are Present

☐ Yes ☐ No

Commercial Only

Has Special Conditions

☐ Yes

Special Conditions

Comments

Notes to Applicant

Notes to Applicant

Comments

Comments

Save

Additional Contacts

Add a: Contractor Add

Applicant
Contractor
Owner
Owner/Builder
Professional

☒ I hereby affirm that all work will be performed by contractors licensed under the Construction Trades Licensing Act (58-55, UCA) whose licenses are in full force and effect.


#2 - In the “Add a:” dropdown, choose “Contractor” and click “Add” A new Contractor box will be added.


Additional Contacts

Add a: Contractor Add

Contractor General


Type General

Agent Name  Name

Local Address  Address


Unit

City UT Zip

Phone  Phone # Fax Fax #

Email Email Address

Professional Information

License #  License #

Status Auto-completed

Company Auto-completed

Remove from Project

#3 - Choose the type of Contractor you are adding from the dropdown next to “Type.”

Enter the Contractors information; the Agent Name is for the person doing the work, if you don't know who that is, just enter the company name.

If the Contractor's License has been previously verified in our system, the Status and Company boxes will automatically fill in, if they have not been previously verified in the system you will need to enter the Company Name in the last box.

#4 - Once the information is complete click “Save”. This will update the application page, adding the contractor to the list.

****Repeat these steps for each required Contractor (Mechanical, Plumbing, Electrical) ****

Required Contacts

Owner

Edit

Property Owner

test

(230) 560-5555

123 fake st
murray, UT 84107

Additional Contacts

Add a:

Contractor

Add

Contractor

Mechanical

Type

Mechanical

Agent Name

Burt Bee

Local Address

1234 E 5678 S

Unit

Murray

U

84123

Phone

Phone #

Fax

Fax #

Email

Email Address

Professional Information

License #

123456-5501

Status

Auto-completed

Company

test

Remove from Project

Comments

Notes to Applicant

Notes to Applicant are displayed to the applicant on the application page. They are also the comments given when an applicant is rejected.

Comments

Comments will be listed on the issued building permit.

Licensed Contractor Declaration

☒

I hereby affirm that all work will be performed by contractors licensed under the Construction Trades Licensing Act (58-55, UCA) whose licenses are in full force and effect.

☒

This application becomes void if permits are not issued within 180 days of approval. The permits expire 180 days after work authorized by the permit is suspended or abandoned. I hereby certify that I have read and examined this application and know the same to be true and correct. All provisions of laws and ordinances governing this type of work will be complied with whether specified herein or not. The granting of permit does not presume to give authority to violate or cancel the provisions of any other state or local law regulating construction or the performance of construction. I make this statement under penalty of perjury.

Save